

# OHIO STAR 9" BLOCK

## 1. FABRIC REQUIREMENTS:

2 – 4 ¼" squares dark **fabric B**

1 – 4 ¼" square light **fabric A**

1 – 4 ¼" square feature **fabric C**

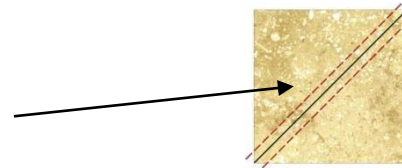
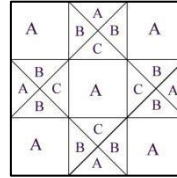
1 – 18 x 3½" strip background (light) **fabric A** cut into 5 – 3 ½" squares

**2. To make 4 Quarter Square Triangles (QST) (in two steps):**

**Step 1: Make 2 Half Square triangles (HST):**  
Put 4 ¼" **Fabric A** & one **Fabric B** square right sides together. Mark the diagonal on the **Fabric A**, SEW ¼" ON BOTH SIDES of diagonal.

Cut on the marked diagonal line. Press to dark. Makes 2 HST squares.

Do the same with 2<sup>nd</sup> **Fabric B** and the feature **Fabric C** square. This makes 2 more HST squares.



together.

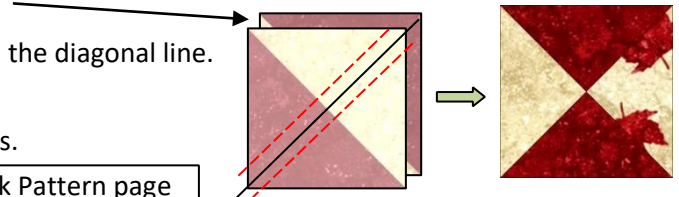
## Step 2: Complete the Quarter Square Triangles (QST):

Align 1 HST with **Fabric A & B** and 1 HST with **Fabric B & C**, right sides together, along diagonal.

Make sure that dark colours are NOT facing each other.

Mark the diagonal; stitch ¼" ON BOTH SIDES of it. Cut on the diagonal line.

Press to dark. Sew the 2<sup>nd</sup> HST set as the first.



## 3. BLOCK CONSTRUCTION: Sew three rows as shown above. Press.

Please do not square up or trim.

Please see the Hug Block Pattern page (<https://www.quiltsofvalour.ca/hug-block-patterns>) for information on our Hug Block Patterns and the address for our Coordinator to send in your completed blocks.

Prepared for Quilts of Valour – Canada "Hugs" Project

[www.QuiltsOfValour.ca](http://www.QuiltsOfValour.ca)

## Quilted Hugs From Across the Nation!

Northcott designers have created the fabric collection OH CANADA in support of Quilts of Valour – Canada™. Several fabrics are available in this Stonehenge line - and Quilts of Valour™ is inviting quilters across the country to make a block (or two, or more) from this line. Northcott sponsors Quilts of Valour™ through the sales of this line and through active promotion of our society. Several Hug Block patterns have been designed for you and are available to download on the Quilts of Valour – Canada™ website. A "Hug Block" must be made using the Northcott OH CANADA line and must be 9 ½" UNfinished; UNWASHED; and UNtrimmed. You can also use any block pattern, any design – even your own. Please keep in mind our quilts will go to adult men and women who have served our country in our Canadian Armed Forces. **PLEASE – USE ONLY the Northcott Stonehenge OH CANADA line of fabric for these blocks. This makes it possible for quilters to mix different block patterns from across the country in the quilt.**



Please **do NOT mark** information on your block. We appreciate the blocks being sent to the address provided with the pattern. We are then able to record a count of the Hug Blocks received and record where they are from. Please include a return address or at least the city and province on your mailing envelope. We ensure the blocks will be gathered and grouped for a quilt top, representing as many places across Canada as we can.

Quilters, quilting bees, guilds and anyone interested in completing a Hug Blocks Quilt can let us know if they are interested in completing a Quilt of Valour™ and we will forward a set of blocks to you. It is expected that you (and your friends or bee) will complete the quilt including binding. Please forward the completed quilt to your local representative, along with a list of all those who worked on the quilt. A label will be attached with the names of the quilters who completed the quilt, recipient and date of presentation. The blocks from several regions of Canada wrap our injured Canadian Armed Forces members past and present with many ***quilted hugs from across the nation!!*** If you wish to make a Hug Blocks quilt without having to make the blocks, please email [HugBlocks@QuiltsOfValour.ca](mailto:HugBlocks@QuiltsOfValour.ca)

*Thank you for your quilting support for QOVC™ and our injured serving members and our veterans.*

*Founder@QuiltsOfValour.ca* [www.QuiltsOfValour.ca](http://www.QuiltsOfValour.ca)