

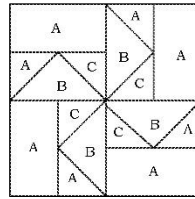


TWISTER 9" BLOCK

FABRIC REQUIREMENTS:

- 4 – 2 3/4" X 5" FABRIC A; & 4 – 2 3/4" squares FABRIC A
- 4 – 2 3/4" x 5" FABRIC B
- 4 – 2 3/4" squares FABRIC C

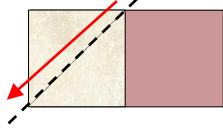


alternate colour

TWISTER BLADE CONSTRUCTION: (Make 4):

Tips: Mark diagonal (---) on back of fabric to ensure strait stitching. Complete one corner before proceeding with next.

Sew **square A** to the left end of **Fabric B**: right sides together, stitching the square on the diagonal




as indicated by ----- in the direction indicated by the →

Trim 1/4" from diagonal. Press to outer corner (upper left)

Stitch **square C** to the right end of **B** on the diagonal:

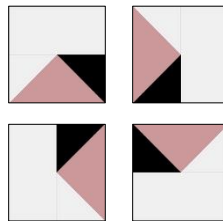
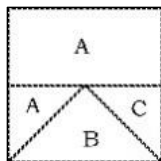

Trim 1/4" from diagonal and press to outer corner (upper right).



BLOCK ASSEMBLY:

Attach BLADE to **Fabric A** rectangle.

Sew 4 squares together as per the finished block.



Mail your blocks to:
QOVC – HUG BLOCKS,
 7419 187 ST NW
 EDMONTON AB T5T 5W4
HugBlocks>Returns@QuiltsOfValour.ca

Prepared for Quilts of Valour – Canada "Hugs Blocks" Project

www.QuiltsOfValour.ca

Quilted Hugs From Across the Nation!

Northcott designers have created the fabric collection OH CANADA in support of Quilts of Valour – Canada™. Several fabrics are available in this Stonehenge line - and Quilts of Valour™ is inviting quilters across the country to make a block (or two, or more) from this line. Northcott sponsors Quilts of Valour™ through the sales of this line and through active promotion of our society. Several Hug Block patterns have been designed for you and are available to download on the Quilts of Valour – Canada™ website. A "Hug Block" must be made using the Northcott OH CANADA line and must be 9 1/2" UNfinished; UNWASHED; and UNtrimmed. You can also use any block pattern, any design – even your own. Please keep in mind our quilts will go to adult men and women who have served our country in our Canadian Armed Forces. **PLEASE – USE ONLY the Northcott Stonehenge OH CANADA line of fabric for these blocks. This makes it possible for quilters to mix different block patterns from across the country in the quilt.**



Please **do NOT mark** information on your block. We appreciate the blocks being sent to the address provided with the pattern. We are then able to record a count of the Hug Blocks received and record where they are from. Please include a return address or at least the city and province on your mailing envelope. We ensure the blocks will be gathered and grouped for a quilt top, representing as many places across Canada as we can.

Quilters, quilting bees, guilds and anyone interested in completing a Hug Blocks Quilt can let us know if they are interested in completing a Quilt of Valour™ and we will forward a set of blocks to you. It is expected that you (and your friends or bee) will complete the quilt including binding. Please forward the completed quilt to your local representative, along with a list of all those who worked on the quilt. A label will be attached with the names of the quilters who completed the quilt, recipient and date of presentation. The blocks from several regions of Canada wrap our injured Canadian Armed Forces members past and present with many **quilted hugs from across the nation!!** If you wish to make a Hug Blocks quilt without having to make the blocks, please email HugBlocks@QuiltsOfValour.ca

Thank you for your quilting support for QOVC™ and our injured serving members and our veterans.

Founder@QuiltsOfValour.ca www.QuiltsOfValour.ca